

**REGUM**


Elastic Surfaces & Edgings



# KEY ADVANTAGES

## at a glance

---



→ Tested and durable  
fall protection



→ Can be used in all  
weather conditions



→ Cost-effective and  
sustainable overall  
concept





# REGUM

## Elastic and Safety Surfaces and Edgings




The trend towards creating attractive play and exercise areas for children, young people, adults and senior citizens remains buoyant. Especially in the urban environment, people feel an increasing need for exercise and interest in play and recreation areas is growing. It is in the interest of public and private developers to build play and recreation areas that are attractive and popular, while also minimising the risks for users and operators.

The use of safety surfaces and safety elements made of granulated rubber is the safe choice for playgrounds, swimming pools, schools and sports facilities. Clients who wish to install safety surfaces are particularly concerned with design, durability, ease of maintenance and insurance law requirements, in addition to economic aspects.

REGUM Elastic and Safety Surfaces and Edgings are the safe and economical solution for fall protection.

# REGUM

## Safety Tiles



REGUM Safety Tiles are manufactured in a special process and have a profiled underside that was specially developed for fall protection applications. Depending on the thickness of the safety tiles, fall height protection of up to 3.0 m can be achieved in accordance with DIN EN 1177:2018.

REGUM Safety Tiles are available in the standard colours black, reddish brown and green. All the safety tiles are also available with a through-coloured EPDM surface layer in a wide range of colours.

REGUM Safety Tiles have holes drilled into the sides and are supplied with plastic dowels for fixing them securely together.

For areas without fixed edge support, edge and corner tiles with bevelled edges can be used to provide trip-free edges.

---

#### Types of application:

- Play areas
- Schoolyards
- Swimming pools
- Climbing equipment
- Gymnastics areas
- Childcare facilities
- Nurseries





Dimensions [mm]	Thickness [mm]	Weight [kg/m <sup>2</sup> ]	Colors
1,000 x 1,000 with dummy joint	30	21	black red-brown green
1,000 x 500 with dummy joint	40	27	
	50	34	
1,000 x 500 without dummy joint	65	42	
	80	52	
500 x 500	100	64	

Further colours and tile thicknesses are available on request. Also available as customised tiles with a colour-fast EPDM surface in other colours.



# REGUM

## Interlocking Pavers



**Types of application:**

- Play areas
- Schoolyards
- Swimming pools
- Golf course path
- Horse stables

REGUM Interlocking Pavers provide an attractive and interesting alternative to elastic tiles. Since the individual pavers interlock securely with each other, no special jointing or bonding is required.

The pavers are laid just as easily as concrete pavers, on the same type of pavement foundation. After the sub-base has been laid and compacted, the REGUM Interlocking Pavers are laid on a bedding course of sand or gravel. The joints are then filled with sand and the paving is compacted using a vibrating plate compactor.

The pavers find applications in school playgrounds, small play areas, golf course paths, roof areas, gymnastics surfaces, aisles between stables etc.

Dimensions [mm]	Weight [kg/m²]	Colors
200 x 165 x 43 [35 piece/m²]	37	black, red-brown, green

Customised versions of the elastic pavers are also available, with a colour-fast EPDM surface in other colours.



# REGUM

## Play Mats with rebate

### Types of application:

- Play areas
- Nurseries
- Climbing equipment
- Gymnastics areas

REGUM Play Mats with rebate can be laid very cost-effectively thanks to their large 1,200 x 800 mm format. The mat rebates are quickly and easily glued together. This guarantees a level surface and prevents joints from opening up. The rebate represents a significant design improvement and permanently improves the functional reliability.

Dimensions (mm)	Weight (kg/piece)	Colors
1,200 x 800 x 50	30	black
1,200 x 800 x 40	25	redbrown green



# REGUM

## Elastic Edgings

---


---

### Types of application:

- Sand pits
- Sand play areas
- Beach sports facilities
- Sports fields

REGUM palisades with a concave recess, REGUM Edgings, REGUM Sand Pit Edgings and REGUM Step Covers provide protection against injury and at the same time offer creative freedom. Seating surfaces, also with a stepped design, and various geometric forms can be easily created and at the same time clearly distinguished from neighbouring areas with different uses.

These products therefore complement our various safety surfaces perfectly.





## REGUM Edgings

### Flexible use of edgings

It is essential that the edgings used around elastic sports and play surfaces have the same elastic properties as the surfaces themselves. This is especially important, since the transition between different types of surface often represents a tripping hazard.

Elastic REGUM Edgings are laid in the same way as concrete edgings, i.e. set in concrete that is approximately 10 cm thick and tapers towards the top. They can be curved into almost any radius.



## REGUM Palisade Edgings

REGUM Palisade Edgings are used as edgings for green areas, sports surfaces and play areas and for supporting slopes. By selecting different colours and installation heights, the REGUM palisade elements can also be used flexibly to create special design features.

They can also be fixed securely in the ground using factory-fitted steel anchoring tubes. Permanent anchoring in concrete is possible.

REGUM Palisade Edgings offer protection from injury and are easy and cost-effective to install. The raw materials used ensure a long and maintenance-free service life.







## REGUM Sand Pit Edgings and Step Covers

REGUM Sand Pit Edgings are elastic and durable edging blocks, which find many other applications in addition to their use as a sand pit edging that is pleasantly warm and soft to sit on: measuring 30 x 15 cm, they are also ideal for creating steps, for example.

They are also used in the construction of equestrian centres and sports grounds, as a robust edging around dressage arenas or hockey pitches, for example.

REGUM Elastic Edgings	Dimensions [mm]	Weight [kg/piece]	Colors
REGUM Edgings	1,000 x 250 x 50 with steel core, drill, Dowels and longitudinal grooves	10	black redbrown green
REGUM Palisade Edgings (5 pcs per running meter)	Height: 400, ø 250/200 with hollow throat Height: 600, ø 250/200 with hollow throat Height: 800, ø 250/200 with hollow throat Height: 1,000, ø 250/200 with hollow throat	12 19 26 32	
REGUM Sand Pit Edging	1,000 x 300 x 150	33	
REGUM Step Cover	1,000 x 400 x 100	18	

We are happy to supply current data sheets, specifications, certificates and technical verifications on request.

Tel.: +49 [0] 911 642 00 – 0  
 Fax: +49 [0] 911 642 00 – 50  
 Website: [www.beco-bermueller.com](http://www.beco-bermueller.com)  
 Email: [info@beco-bermueller.com](mailto:info@beco-bermueller.com)




# ADVANTAGES

## REGUM Elastic and Safety Surfaces and Edgings

---

- Tested and durable fall protection
- Excellent long-term elasticity
- Can be combined with other safety surfaces
- A complete system with a long service life
- Low maintenance costs
- Can be used in all weather conditions and at all temperatures
- Cost-effective solution







**Bermüller & Co GmbH**

Rotterdamer Str. 7  
90451 Nuremberg, Germany

Telephone: +49 [0] 911 - 64200 - 0  
Telefax: +49 [0] 911 - 64200 - 50

[beco-bermueller.com](http://beco-bermueller.com)

